

Exploring Percent

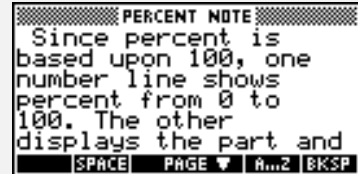
For the Teacher

Objectives:

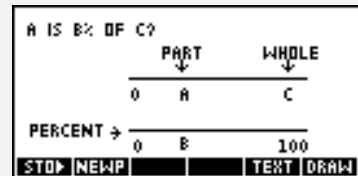
Using the **PERCENT** applet, the student will be able to write ratios that will solve problems of the form A is B% of C.

Functionality:

When the student selects **START**, the **PERCENT NOTE** will be displayed.



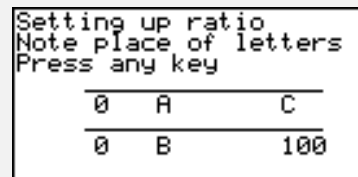
The student should then view the **SKETCH** to see a diagram of how number lines can be used to solve problems involving percent.



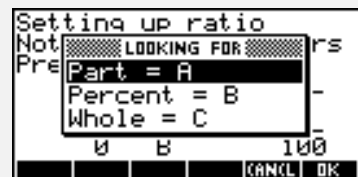
VIEWS allows the student to set up a new problem, answer the problem, and look at the diagram if they need to attempt the problem more than once.



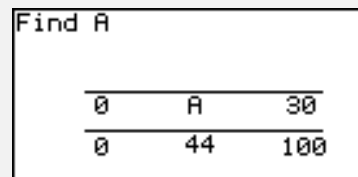
New Problem sets up the diagram for the ratio to be solved.



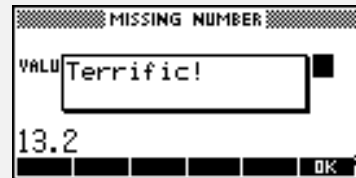
Looking for allows the student to identify which value, (the part, the whole or the percent) is missing in problem.



The student should write a ratio based on the diagram that is displayed when a selection is made.



After writing the ratio, the student should choose **Guess** from views to enter the necessary value. If needed, the student can go **HOME** to use the calculator or go to the **Solve** applet to enter the ratio and corresponding values.



Pressing **Recall Problem** will display the diagram again.

Ideas can be applied to:

6th, 7th, 8th Math, Prealgebra, Algebra I

Programs associated with this applet:

.PCT.RM, .PCT.C, .PCT.B, .PCT.A, .PCT.NP, .PCT.C2, .PCT.G, .PCT.SV

Percent

Part is what % of whole?

Name _____

Date _____

Directions: Choose the **PERCENT** applet from the applet library. Press **VIEWS** to set-up and solve each of the following. In the table below, write out the ratio, draw the number line set ups, then solve. Record and illustrate 3 problems for each type.

All problems follow the same format:

A is B% of C

where A represents the part, B the percent, and C the whole.

Solve for A	Solve for B	Solve for C
1. Ratio: Diagram: Solution:	2. Ratio: Diagram: Solution:	3. Ratio: Diagram: Solution:
4. Ratio: Diagram: Solution:	5. Ratio: Diagram: Solution:	6. Ratio: Diagram: Solution:
7. Ratio: Diagram: Solution:	8. Ratio: Diagram: Solution:	9. Ratio: Diagram: Solution:

10. Write a word problem that represents percent. Draw the number lines that would represent the solution.