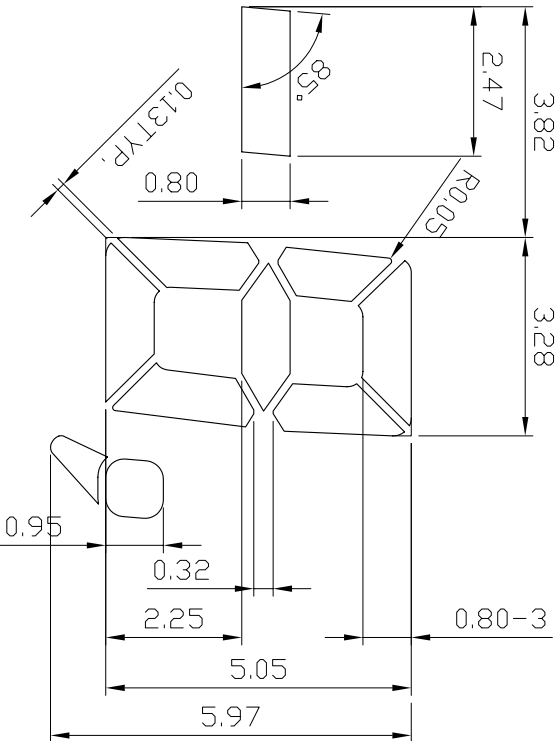
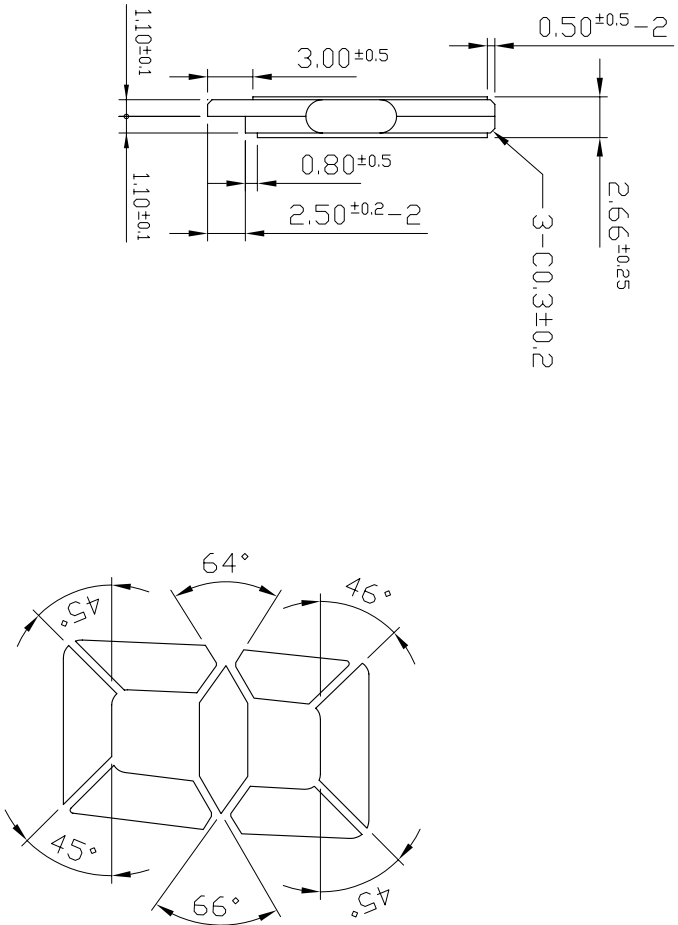


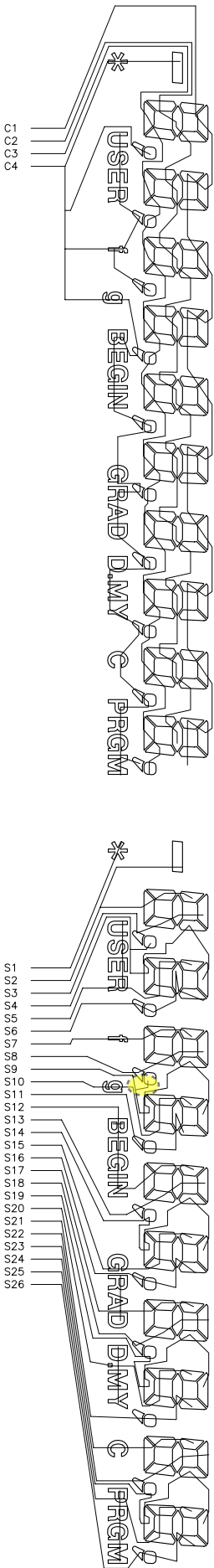
REVISONS			SIGNATURE AND DATE	
REV	DESCRIPTION	CHK	ENGR	



In the previous LCD drawing, this dot was not connected to wire. We have connected this dot to S9 line. The modified drawing is as below. If there is no problem with this modified drawing, pls kindly modify SW to comply with current change.

COMMON:

SEGMENT:



(SCALE X:1)

*** M OFFER FLOPPY

TERMINAL ORDER FROM (TOP VIEW):
C1,C2,C3,C4,S1,S2,,,,,,S25,S26

SCALE	2/1	UNIT	m/m	SIGNATURE	DATE	KINPO ELECTRONICS, INC.		
TOL.	1PLC	2PLC	ANGL	DESIGN	JUNE '07	TITLE		
F	0.1	0.05		DRAW:	27	BF12A LCD (10 DIGITS)		
MATERIAL:				CHECK:		G:\BF12A\10		
FIRST APPLICATION				SIZE	A3	DRAWING NO. L07002		
NEXT ASSY MDL NO.				SHEET	1 OF 1	REV. 0		